



Installation Instructions: TR-0023

11-16 Ford Super Duty


Baja Designs XL Adapter Brackets




The TR-0023 Adapter Brackets for 11-16 Ford Super Duty Trucks allows you to install a set of Baja Designs XL lights onto the factory fog light brackets, retaining the OE shroud. Some modification to the factory bracket is required as shown below.

INSTALLATION:

1. Remove the factory fog light brackets from the inside of the bumper by first unplugging the fog light from the wiring. Remove the 3 bolts holding each bracket onto the inside of the bumper and pull the assembly out.
2. Remove the speed nuts from the back of the shroud and keep, you will re-use these.
3. Remove the factory fog light from the plastic bracket by releasing the plastic pins on the sides, and removing the adjustment screw with spring on the bottom. You will not re-use these items.
4. Cut off the two plastic tabs on the bracket flush with the bracket face.




5. Using a 3/16" drill bit, drill out the bottom hole where the adjustment screw was, and loosely attach the KD Fabworks adapter bracket with a supplied 6mm bolt, washer, and nyloc.




6. With the bottom bolt snug, install the Baja Designs light on the bracket for test fitting, and place the stock shroud over the light and in place on the bracket. Make any adjustments to the alignment of the light in the shroud opening to get it centered.
7. Remove the shroud and Baja Designs light from the bracket.

8. Mark the top two holes to be drilled using the KD Fabworks bracket as a template. Drill these holes in the plastic factory bracket with a 3/16" drill bit.



9. Reinstall the KD Fabworks bracket with the supplied 6mm bolts, washers, and nylocs.



10. Install the Baja Designs XL onto the KD Fabworks bracket, and then replace the OE Shroud using the factory speed nuts removed from step 2.



11. Plug the KD Fabworks adapter harness into the Baja Designs Light.
12. Reinstall the whole assembly back into the vehicle and secure with the factory bolts removed in step 1.

Thank you for purchasing a product from KD Fabworks!

KD Fabworks
www.KDfabworks.com
888.535.1580



© KD Fabworks 2016